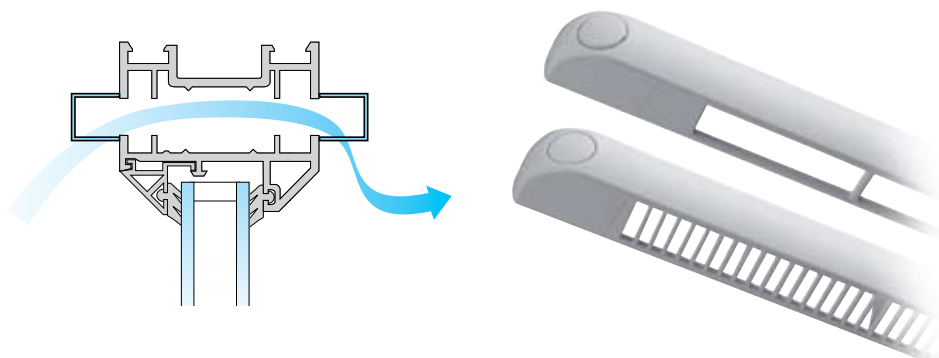


F Vent

Slotvent

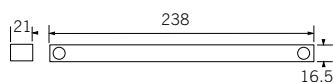
Features

- Slimline, unobtrusive finish on profile when installed
- Up to 2634mm² Equivalent Area
- Clip fit and screw fix installation options
- 10 or 12mm rout options

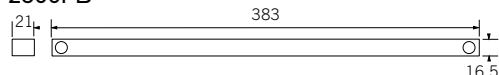


Dimensions (mm)

1250FB



2500FB



Clip Fit

The F Vent is available with a clip fit installation option which offers valuable installation savings in production and on site. The clip has been designed to fit securely to a range of profile depths and is provided already installed in the ventilator body.



Physical Specification

Product Code	Equivalent Area (mm ²)	Dimensions (mm) (Length x Height x Depth)	Slot Height (mm)	Slot Size (mm)			Control	Colour
				Length	Central gap	Length		
1250FB	1342	238 x 16.5 x 21	10/12	192			B	W, BW, B, T, WIBO, WITO
	1362			194				
2500FB	2583	383 x 16.5 x 21	10/12	163.5	10	163.5	B	W, BW, B, T, WIBO, WITO
	2634			164.5	10	164.5		

Scottish Building Regulations: Free Area Performance (see page 004 for full details), 1250FB = 2000mm², 2500FB = 4000mm² (using 12mm rout option).

Control: Bottom (B). **Colour:** White (W), Brown (B), Tan (T), Brilliant White (BW), White Inner Brown Outer (WIBO), White Inner Tan Outer (WITO).

Product Performance

BS EN 1026: 2000 Air Permeability

Window Vent	@ 50Pa (m ³ /hr)	@ 50Pa (l/s)
1250FB	0.53	0.10
2500FB	0.36	0.14

BS EN ISO 717-1: 1997 Airborne Sound Insulation (dB)

Window Vent	Dn,e,w (dB) Open
1250FB	37
2500FB	33

BS EN 1027: 2000 Watertightness

Window Vent	Pressure at no leakage (Pa)	Classification
1250FB	750	E750
2500FB	600	8A

Equivalent Area detailed in the physical specification table is tested in accordance with BS EN 13141-1 Airflow Rate Pressure tests

All test information is provided by independent UKAS accredited test establishments. All products tested to current British and European standards.

Ordering Information

To Order: 2500FB + colour option e.g. W (white), if you require clip fit add a 'C' as follows: 2500FBCW.